

# BRIERCREST

## Bible Knowledge Survey

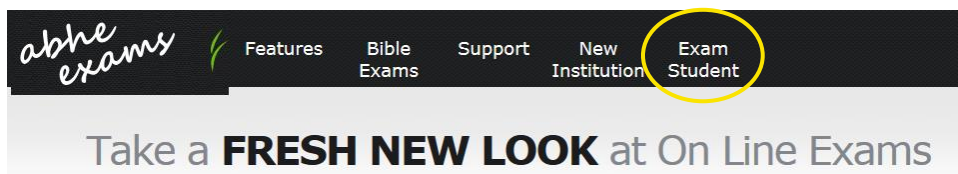
This Bible Knowledge Survey is taken by students in their first year at Briercrest and in their graduating year. **The purpose is two-fold.** For the individual, this survey (while not comprehensive) offers a sense of where the student is at in their Bible knowledge and can be compared to the national average in North America. For the institution, the results are used as an important measurement for program review and accreditation. **Please know that the results will not be counted towards your GPA or any course grades. So don't be anxious, just do your best!**

### Guidelines

1. Complete the survey on your own **without accessing any sources (Bible or internet).**
2. Plan to complete the survey in **one 45-minute sitting** when you won't have any interruptions.
3. Since the survey consists of 150 questions, **we recommend that you spend no more than 20 seconds on each question.**
4. Some questions may seem obscure and the answer unknown to you, but again don't be anxious. If you don't know the answer **you are welcome to guess.**

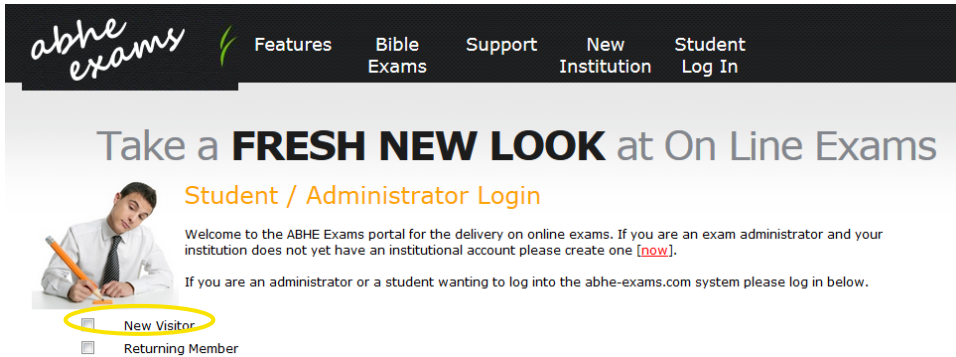
### Step-by-Step Instructions

1. To avoid potential difficulties, please use "Firefox" as your browser if you're using a PC (a free download is available at [www.getfirefox.com](http://www.getfirefox.com)) or use "Safari" as your browser if you're using a Mac.
2. From your Firefox or Safari browser, go to [www.abhe-exams.com](http://www.abhe-exams.com).
3. Click "Exam Student" at the top right corner.



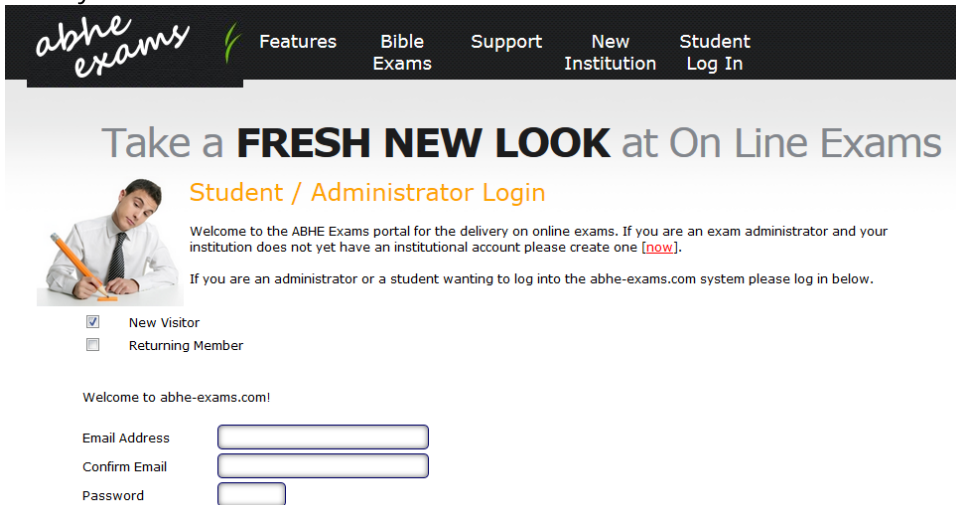
# BRIERCREST

4. Select "New Visitor".



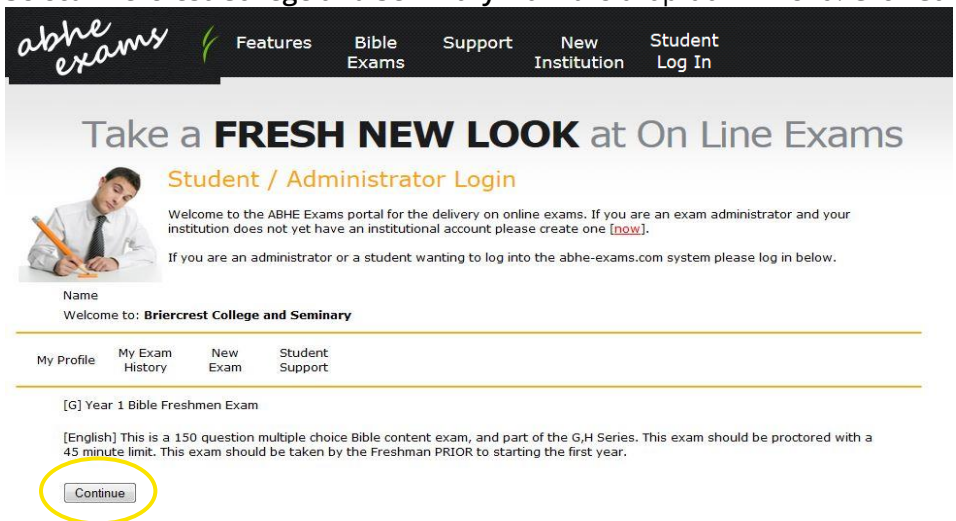
The screenshot shows the top navigation bar with the 'abhe exams' logo and links for Features, Bible Exams, Support, New Institution, and Student Log In. Below the navigation bar is a banner that says 'Take a FRESH NEW LOOK at On Line Exams' and 'Student / Administrator Login'. A small image of a man with a pencil is on the left. The main text reads: 'Welcome to the ABHE Exams portal for the delivery on online exams. If you are an exam administrator and your institution does not yet have an institutional account please create one [\[now\]](#). If you are an administrator or a student wanting to log into the abhe-exams.com system please log in below.' Below this text are two radio buttons: 'New Visitor' (which is circled in yellow) and 'Returning Member'.

5. Enter your Email Address and this Password: briercrest. Click Continue.



The screenshot shows the same website as in step 4. The 'New Visitor' radio button is now checked. Below the radio buttons is the text 'Welcome to abhe-exams.com!'. There are three input fields: 'Email Address', 'Confirm Email', and 'Password'. The 'Continue' button is not visible in this screenshot.

6. Select Briercrest College and Seminary from the drop-down menu. Click Continue.



The screenshot shows the same website as in step 5. Below the registration form, there is a section for 'Name' with the text 'Welcome to: **Briercrest College and Seminary**'. Below this is a horizontal menu with 'My Profile', 'My Exam History', 'New Exam', and 'Student Support'. Below the menu is the text '[G] Year 1 Bible Freshmen Exam'. Below this is the text '[English] This is a 150 question multiple choice Bible content exam, and part of the G,H Series. This exam should be proctored with a 45 minute limit. This exam should be taken by the Freshman PRIOR to starting the first year.' Below this text is a 'Continue' button, which is circled in yellow.

# BRIERCREST

7. Select "New Exam".

The screenshot shows the ABHE Exams portal. At the top, there is a dark navigation bar with the 'abhe exams' logo on the left and several menu items: 'Features', 'Bible Exams', 'Support', 'New Institution', and 'Student Log In'. Below the navigation bar is a light gray banner with the text 'Take a FRESH NEW LOOK at On Line Exams'. Underneath the banner is a section titled 'Student / Administrator Login' with a small image of a man writing. Below this is a welcome message: 'Welcome to the ABHE Exams portal for the delivery on online exams. If you are an exam administrator and your institution does not yet have an institutional account please create one [now]. If you are an administrator or a student wanting to log into the abhe-exams.com system please log in below.' Below the welcome message is a navigation menu with four items: 'My Profile', 'My Exam History', 'New Exam', and 'Student Support'. The 'New Exam' item is circled in yellow.

8. Enter this Exam Key: **freshman2018**. Click Continue.

The screenshot shows the ABHE Exams portal. At the top, there is a dark navigation bar with the 'abhe exams' logo on the left and several menu items: 'Features', 'Bible Exams', 'Support', 'New Institution', and 'Student Log In'. Below the navigation bar is a light gray banner with the text 'Take a FRESH NEW LOOK at On Line Exams'. Underneath the banner is a section titled 'Student / Administrator Login' with a small image of a man writing. Below this is a welcome message: 'Welcome to the ABHE Exams portal for the delivery on online exams. If you are an exam administrator and your institution does not yet have an institutional account please create one [now]. If you are an administrator or a student wanting to log into the abhe-exams.com system please log in below.' Below the welcome message is a navigation menu with four items: 'My Profile', 'My Exam History', 'New Exam', and 'Student Support'. The 'New Exam' item is highlighted in orange. Below the navigation menu is a section titled 'New Exam' with the text 'Please enter in the exam key that you have been given.' Below this text is a form with the label 'Exam Key' and an empty input field.

9. When you are ready, click to continue. To proceed or to skip to the next question, select the next question from the box on the right hand side. Answers are saved and can be changed before submission of the survey.
10. At the end of 45 minutes or when you have answered Question 150, click to submit the Survey. Your results will appear on the screen once they have been processed.

# BRIERCREST

11. If you want to view your results at a later date, simply Log In again and click on My Exam History.

abhe exams

Features Bible Exams Support New Institution Student Log In

## Take a **FRESH NEW LOOK** at On Line Exams

### Student / Administrator Login

Welcome to the ABHE Exams portal for the delivery on online exams. If you are an exam administrator and your institution does not yet have an institutional account please create one [now](#).

If you are an administrator or a student wanting to log into the abhe-exams.com system please log in below.

Welcome to: **Briercrest College and Seminary**

My Profile My Exam History New Exam Student Support

Thank you for taking the time to do this survey.

If you have any questions, please contact the Webmaster  
([webmaster@briercrest.ca](mailto:webmaster@briercrest.ca)).